

Abstract of Votes Polled

City of Winona, Minnesota
General Election
November 5, 2024

City of Winona Voter Turnout

General Election - November 5, 2024

Pre-Registered	Voted In Person	AB Voted Ballots	Total Voted	% Turnout	% AB	New EDR	% EDR
----------------	-----------------	------------------	-------------	-----------	------	---------	-------

1st Ward

1st Precinct	791	501	225	726	91.8%	31.0%	70	10%
2nd Precinct	1,089	857	268	1,125	103.3%	23.8%	250	22%
3rd Precinct	795	482	234	716	90.1%	32.7%	69	10%
4th Precinct	1,075	638	366	1,004	93.4%	36.5%	37	4%
Total	3,750	2,478	1,093	3,571	95.2%	30.6%	426	12%

2nd Ward

1st Precinct	745	424	257	681	91.4%	37.7%	66	10%
2nd Precinct	984	629	231	860	87.4%	26.9%	94	11%
3rd Precinct	909	490	329	819	90.1%	40.2%	112	14%
4th Precinct	604	465	152	617	102.2%	24.6%	182	29%
Total	3,242	2,008	969	2,977	91.8%	32.5%	454	15%

3rd Ward

1st Precinct	642	764	138	902	140.5%	15.3%	546	61%
2nd Precinct	792	570	184	754	95.2%	24.4%	232	31%
3rd Precinct	939	636	245	881	93.8%	27.8%	165	19%
4th Precinct	944	540	287	827	87.6%	34.7%	165	20%
Total	3,317	2,510	854	3,364	101.4%	25.4%	1,108	33%

4th Ward

1st Precinct	912	588	232	820	89.9%	28.3%	97	12%
2nd Precinct	995	742	108	850	85.4%	12.7%	88	10%
3rd Precinct	1,162	564	459	1,023	88.0%	44.9%	95	9%
4th Precinct	1,334	792	450	1,242	93.1%	36.2%	46	4%
Total	4,403	2,686	1,249	3,935	89.4%	31.7%	326	8%

Grand Total	14,712	9,682	4,165	13,847	94.1%	30.1%	2,314	17%
--------------------	---------------	--------------	--------------	---------------	--------------	--------------	--------------	------------

City of Winona Voter Turnout

General Election - November 5, 2024

2022 Voted	2020 Voted	2018 Voted	2016 Voted	2014 Voted	2012 Voted	2010 Voted
---------------	---------------	---------------	---------------	---------------	---------------	---------------

1st Ward

1st Precinct	482	703	517	634	390	705	463
2nd Precinct	785	1,050	880	1,144	677	1,358	782
3rd Precinct	503	672	529	651	426	682	544
4th Precinct	855	1,010	836	905	676	954	780
Total	2,625	3,435	2,762	3,334	2,169	3,699	2,569

2nd Ward

1st Precinct	484	756	692	918	469	1,103	536
2nd Precinct	611	877	652	846	462	841	539
3rd Precinct	588	836	681	876	489	907	587
4th Precinct	387	615	529	742	292	788	410
Total	2,070	3,084	2,554	3,382	1,712	3,639	2,072

3rd Ward

1st Precinct	585	583	797	1,177	384	1,284	588
2nd Precinct	475	744	620	837	346	996	423
3rd Precinct	621	917	763	954	491	1,046	620
4th Precinct	515	909	628	750	305	790	409
Total	2,196	3,153	2,808	3,718	1,526	4,116	2,040

4th Ward

1st Precinct	534	815	577	712	397	810	484
2nd Precinct	563	854	621	722	398	789	498
3rd Precinct	721	955	721	856	533	800	479
4th Precinct	1,040	1,239	1,050	1,175	831	1,171	1,024
Total	2,858	3,863	2,969	3,465	2,159	3,570	2,485

Grand Total	9,749	13,535	11,093	13,899	7,566	15,024	9,166
	69%	90.0%	78.1%	90.8%	51.6%	94.0%	57.3%

Abstract of Votes Polled
November 5, 2024

Ward/ Precinct	Total Number of Ballots Cast and Counted	Mayor			City Council At Large				1st Ward			3rd Ward			
		Scott D. Sherman	Write-ins	Under Vote	Al Light	Jason David Dicus	Write-ins	Under Vote	Steve Young	Write-ins	Under Vote	Sam Zierden Shortridge	Jon Kraftchalk	Write-ins	Under Vote
W1 - P1	726	523	22	181	223	354	3	146	534	7	185				
W1 - P2	1,125	835	19	271	387	457	5	276	810	9	306				
W1 - P3	716	510	11	195	260	284	1	171	486	8	222				
W1 - P4	1,004	728	35	241	286	484	6	228	726	15	263				
W2 - P1	681	473	18	190	173	338	1	169							
W2 - P2	860	609	25	226	289	363	6	202							
W2 - P3	819	606	14	199	259	382	5	173							
W2 - P4	617	429	13	175	188	259	5	165							
W3 - P1	902	484	11	407	131	322	4	445				358	127	5	412
W3 - P2	754	503	22	229	225	295	2	232				363	186	0	205
W3 - P3	881	570	30	281	192	452	4	233				415	224	3	239
W3 - P4	827	556	18	253	242	352	4	229				426	184	3	214
W4 - P1	820	552	17	251	209	425	3	183							
W4 - P2	850	602	33	215	294	402	7	147							
W4 - P3	1,023	739	11	273	289	475	4	255							
W4 - P4	1,242	891	42	309	459	506	6	271							
TOTAL	13,847	9,610	341	3,896	4,106	6,150	66	3,525	2,556	39	976	1,562	721	11	1,070

Percent total votes

Percent Under vote


We, the legally constituted City Canvassing Board, certify that we have herein specified the names of the persons receiving votes and the number of votes received by each office voted on, and have specified the number of votes for and against each question voted on, at the Primary Election held on Tuesday, November 5, 2024.


As appears by the returns of said City Election in the sixteen Election Precincts in the City of Winona, Minnesota, duly returned to, filed, opened and canvassed, and now remaining on file in the office of the City Clerk.


Witness our official signatures this 13th day of November, 2024.

















Canvassers

State of Minnesota
City of Winona

I, Monica Hennessy Mohan, City Clerk for the City of Winona do hereby certify that the foregoing 5 pages to be a full and correct copy of the original abstract and return of the votes cast in the City of Winona State General Election held on Tuesday, November 5, 2024.

Witness my hand and the official seal of the City this 13th day of November, 2024


Monica Hennessy Mohan
City Clerk

